

MHRIL/SE/15-16/617
Date: 15th April, 2015

National Stock Exchange of India Limited
Exchange Plaza,
Plot no. C/1, G Block,
Bandra-Kurla Complex
Bandra (E)
Mumbai - 400 051.
Scrip : MHRIL

Department of Corporate Services
Bombay Stock Exchange Limited
Floor 25, PJ Towers,
Dalal Street,
Mumbai - 400 001.
Scrip Code : 533088


Sub: Shareholding Pattern for the Quarter ended 31st March, 2015
Ref: Clause 35 of the Listing Agreement

Please find enclosed Shareholding Pattern for the quarter ended 31st March, 2015 as per the provisions of Clause 35 of the Listing Agreement.

Kindly take on record the same.

Thanking you,

Yours faithfully
For Mahindra Holidays & Resorts India Limited



Dinesh Shetty
Head Legal & Company Secretary

Mahindra Holidays & Resorts India Limited

Corporate Office: Mahindra Towers, 1st floor, 'A' wing, Dr. G.M. Bhosle Marg, P.K. Kurne Chowk, Worli, Mumbai - 400 018
t: +91 22 3368 4722 f: +91 22 3368 4721

Registered Office: Mahindra Towers, 2nd floor, 17/18 Patullo's Road, Chennai - 600 002. t: +91 44 3988 1000 f: +91 44 3027 7778

e: memberrelations@clubmahindra.com / w: www.clubmahindra.com / CIN: L55101TN1996PLC036595

(1)(a) Statement showing Shareholding Pattern


Name of the Company : Mahindra Holidays & Resorts India Limited
Scrip Code, Name of the scrip : MHRIL / 533088, Class of security : Equity
As on Date : 31-March-2015

Partly paid-up shares	No. of partly paid-up shares	As a % of total no. of partly paid-up Shares	As a % of total no. of shares of the company
Held by promoter/promoter group	0	0	0
Held by public	0	0	0
Total	0	0	0
Outstanding convertible securities	No. of outstanding securities	As a % of total no. of outstanding convertible securities	As a % of total no. of shares of the company, assuming full conversion of the convertible securities
Held by promoter/promoter group	0	0	0
Held by public	0	0	0
Total	0	0	0
Warrants	No. of warrants	As a % of total no. of warrants	As a % of total no. of shares of the company, assuming full conversion of Warrants
Held by promoter/promoter group	0	0	0
Held by public	0	0	0
Total	0	0	0
Total paid-up capital of the company, assuming full conversion of warrants and convertible securities		0	



(1)(a) Statement showing Shareholding Pattern

Sr. no.	Category of shareholder (II)	Number of shareholders (III)	Total number of shares (IV)	Number of shares held in dematerialized form (V)	Total shareholding as a percentage of total number of shares		Shares Pledged or otherwise encumbered	
					As a percentage of (A+B) (VI)	As a percentage of (A+B+C) (VII)	Number of shares (VIII)	As a percentage (IX) = (VIII) / (IV) * 100
(A)	Promoter and Promoter Group							
(1)	Indian							
(a)	Individuals/Hindu Undivided Family	0	0	0	0.00	0.00	0	0
(b)	Central Government/State Government(s)	0	0	0	0.00	0.00	0	0
(c)	Bodies Corporate	1	66585642	66585642	75.00	75.00	0	0.00
(d)	Financial Institutions/Banks	0	0	0	0.00	0.00	0	0
(e)	Any Other (Total)	0	0	0	0.00	0.00	0	0
	Sub-Total (A)(1)	1	66585642	66585642	75.00	75.00	0	0.00
(2)	Foreign							
(a)	Individuals (Non-Resident Individuals/Foreign Individuals)	0	0	0	0.00	0.00	0	0.00
(b)	Bodies Corporate	0	0	0	0.00	0.00	0	0.00
(c)	Institutions	0	0	0	0.00	0.00	0	0.00
(d)	Qualified Foreign Investor	0	0	0	0.00	0.00	0	0.00
(e)	Any Other (Total)	0	0	0	0.00	0.00	0	0.00
	Sub-Total (A)(2)	0	0	0	0.00	0.00	0	0.00
	Total Shareholding of Promoter and Promoter Group (A)= (A)(1)+(A)(2)	1	66585642	66585642	75.00	75.00	0	0.00



Re.



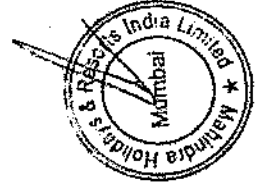
(B)	Public shareholding											
(1)	Insstitutions											
(a)	Mutual Funds/UTI	7	1981457		1981457		2.23		2.23		N.A.	N.A.
(b)	Financial Institutions/Banks	3	40914		40914		0.05		0.05		N.A.	N.A.
(c)	Central Government/State Government(s)	0	0		0		0.00		0.00		N.A.	N.A.
(d)	Venture Capital Funds	0	0		0		0.00		0.00		N.A.	N.A.
(e)	Insurance Companies	0	0		0		0.00		0.00		N.A.	N.A.
(f)	Foreign Institutional Investors	15	8820673		8820673		9.94		9.94		N.A.	N.A.
(g)	Foreign Venture Capital Investors	0	0		0		0.00		0.00		N.A.	N.A.
(h)	Qualified Foreign Investor	0	0		0		0.00		0.00		N.A.	N.A.
(i)	Any Other (Total)	1	318779		318779		0.36		0.36		N.A.	N.A.
(11)	Foreign Portfolio Investors	1	318779		318779		0.36		0.36		N.A.	N.A.
	Sub-Total (B)(1)	26	11161823		11161823		12.57		12.57		N.A.	N.A.
(2)	Non-institutions											
(a)	Bodies Corporate	555	1808687		1808687		2.04		2.04		N.A.	N.A.
(b)	Individuals - i. Individual Shareholders Holding Nominal Share Capital Up To >Rs. 1 Lakh.	20177	3619078		3604776		4.08		4.08		N.A.	N.A.
	Individuals - ii. Individual Shareholders Holding Nominal Share Capital In Excess Of Rs. 1 Lakh	67	3495804		3495804		3.94		3.94		N.A.	N.A.
(c)	Qualified Foreign Investor	0	0		0		0.00		0.00		N.A.	N.A.
(d)	Any Other (Total)	1183	2109822		2109821		2.38		2.38		N.A.	N.A.
(d1)	CLEARING MEMBERS	55	29627		29627		0.03		0.03		N.A.	N.A.
(d2)	FOREIGN BODIES	1	824565		824565		0.93		0.93		N.A.	N.A.
(d3)	HUF	783	333270		333269		0.38		0.38		N.A.	N.A.
(d4)	NON RESIDENT INDIANS	343	167755		167755		0.19		0.19		N.A.	N.A.
(d5)	TRUSTS	1	754605		754605		0.85		0.85		N.A.	N.A.
	Sub-Total (B)(2)	21982	11033391		11019088		12.43		12.43		N.A.	N.A.
	Total Public Shareholding (B)= (B)(1)+(B)(2)	22008	22195214		22180911		25.00		25.00		N.A.	N.A.

pa

	TOTAL (A)+(B)	22009	88780856	88766553	100.00	100.00	0	0.00
(C)	Shares held by Custodians and against which Depository Receipts have been issued	0	0	0	N.A.	0.00	N.A.	N.A.
C1	Promoter and Promoter Group	0	0	0	N.A.	0	N.A.	N.A.
C2	Public	0	0	0	N.A.	0	N.A.	N.A.
	GRAND TOTAL (A)+(B)+(C)	22009	88780856	88766553	N.A.	100.00	0	0.00

(I)(b) Statement showing Shareholding of persons belonging to the category "Promoter and Promoter Group"

Sr. No.	Name of the shareholder	PAN of the Shareholder	Total Shares held		Shares pledged or otherwise encumbered		Details of warrants		Details of convertible securities		Total shares (including underlying shares assuming full conversion of warrants and convertible securities) as a % of diluted share capital (XIII)
			Number (IV)	as a % of grand total (A)+(B)+(C) (V)	Number (VI)	as a percentage (VII) = (VI) / (IV) * 100 (VIII)	Number of warrants held (XI)	As a % total number of warrants of the same class (X)	Number of convertible securities held (XI)	As a % total number of convertible securities of the same class (XII)	
1	Mahindra & Mahindra Limited	AAACM3025E	66585642	75.00	0	0.00	0	0.00	0	0.00	0
	TOTAL		66585642	75.00	0	0.00	0	0.00	0	0.00	0.00



D(C) Statement showing Shareholding of persons belonging to the category "Public" and holding more than 1% of the total number of shares

Sr. No.	Name of the shareholder	PAN of the Shareholder	Number of shares	Shares as a percentage of total number of shares (i.e., Grand Total (A)+(B)+(C) indicated in Statement at para (D)(a) above)	Details of warrants		Details of convertible securities		Total shares (including underlying shares assuming full conversion of warrants and convertible securities) as a % of diluted
					Number of warrants held	As a % total number of warrants of the same class	Number of convertible securities held	% w.r.t total number of convertible securities of the same class	
1	Government Pension Fund Global	AACCN1454E	3300000	3.72	0	0.00	0	0.00	0
2	BNP Paribas Arbitrage	AAGFB5324G	2660029	3.00	0	0.00	0	0.00	0
3	Nylim Jacob Ballas Asset Management Company III LLC A/C Nylim Jacob Ballas India (FII) III LLC	AADCN1551F	1174676	1.32	0	0.00	0	0.00	0
4	Morgan Stanley Mauritius Company Limited	AADCM5927G	1035271	1.17	0	0.00	0	0.00	0
5	Axis Mutual Fund Trustee Limited A/C Axis Mutual Fund A/C Axis Midcap Fund	AACTA5925A	900000	1.01	0	0.00	0	0.00	0
	TOTAL		9069976	10.22	0	0.00	0	0.00	0



RS

(I)(c) Statement showing Shareholding of persons belonging to the category "Public" and holding more than 5% of the total number of shares

Sr. No. Shareholder	PAN of the Shareholder	Number of shares	Shares as a percentage of total number of shares (i.e., Grand Total (A)+(B)+(C) indicated in Statement at para (I)(a) above}	Details of warrants		Details of convertible securities		Total shares (including shares assuming full conversion of warrants and convertible securities) as a % of diluted
				Number of warrants held	As a % total number of warrants of the same class	Number of convertible securities held	% w.r.t total number of convertible securities of the same class	
TOTAL		0	0.00	0	0.00	0	0.00	0.00

(I)(d) Statement showing details of locked-in shares

Sr. No. Shareholder	PAN of the Shareholder	Number of locked-in shares	Locked-in shares as a percentage of total number of shares (i.e., Grand Total (A)+(B)+(C) indicated in Statement at para (I)(a) above}
TOTAL		0	0.00

(II)(a) Statement showing details of Depository Receipts (DRs)

Sr. No. DR (ADRs, GDRs, SDRs, etc.)	Number of outstanding DRs	Number of shares underlying outstanding DRs	Shares underlying outstanding DRs as a percentage of total number of shares (i.e., Grand Total (A)+(B)+(C) indicated in Statement at para (I)(a) above}
TOTAL	0	0	0.00



(II)(b) Statement showing holding of Depository Receipts (DRs), where underlying shares held by 'promoter/promoter group' are in excess of 1% of the total number of shares

Sr. No.	Name of the DR Holder (ADRs, GDRs, SDRs, etc.)	Type of outstanding DR	Number of shares underlying outstanding DRs	Shares underlying outstanding DRs as a percentage of total number of shares {i.e., Grand Total (A)+(B)+(C) indicated in Statement at para (D)(a) above}
	TOTAL		0	0.00

(III) (a) Statement showing the voting pattern of shareholders, if more than one class of shares/securities is issued by the issuer.

Sr. no.	Category of shareholder	Number of Voting Rights held in each class of securities			Total Voting Rights (III+IV+V)	Total Voting Rights i.e. (VI)	
		Class X (III)	Class Y (IV)	Class Z (V)		As a percentage of (A+B) (VII)	As a percentage of (A+B+C) (VIII)
(I)	Promoter and Promoter Group						
(A)	Indian						
(1)	Individuals/Hindu Undivided Family	0	0	0	0	0.00	0.00
(a)	Central Government/State Government(s)	0	0	0	0	0.00	0.00
(b)	Bodies Corporate	0	0	0	0	0.00	0.00
(c)	Financial Institutions/Banks	0	0	0	0	0.00	0.00
(d)	Any Other (Total)	0	0	0	0	0.00	0.00
(e)	Sub-Total (A)(1)	0	0	0	0	0.00	0.00
(2)	Foreign						
(a)	Individuals (Non-Resident Individuals/Foreign Individuals)	0	0	0	0	0.00	0.00
(b)	Bodies Corporate	0	0	0	0	0.00	0.00
(c)	Institutions	0	0	0	0	0.00	0.00
(d)	Qualified Foreign Investor	0	0	0	0	0.00	0.00
(e)	Any Other (Total)	0	0	0	0	0.00	0.00
	Sub-Total (A)(2)	0	0	0	0	0.00	0.00





	Total Shareholding of Promoter and Promoter Group (A) = (A)(1)+(A)(2)	0	0	0	0	0	0	0	0.00
(B)	Public shareholding								
(1)	Institutions								0.00
(a)	Mutual Funds/UTI	0	0	0	0	0	0	0	0.00
(b)	Financial Institutions/Banks	0	0	0	0	0	0	0	0.00
(c)	Central Government/State Government(s)	0	0	0	0	0	0	0	0.00
(d)	Venture Capital Funds	0	0	0	0	0	0	0	0.00
(e)	Insurance Companies	0	0	0	0	0	0	0	0.00
(f)	Foreign Institutional Investors	0	0	0	0	0	0	0	0.00
(g)	Foreign Venture Capital Investors	0	0	0	0	0	0	0	0.00
(h)	Qualified Foreign Investor	0	0	0	0	0	0	0	0.00
(h)	Any Other (Total)	0	0	0	0	0	0	0	0.00
	Sub-Total (B)(1)								
(2)	Non-institutions								0.00
(a)	Bodies Corporate	0	0	0	0	0	0	0	0.00
(b)	Individuals - i. Individual Shareholders Holding Nominal Share Capital Up To >Rs. 1 Lakh.	0	0	0	0	0	0	0	0.00
	Individuals - ii. Individual Shareholders Holding Nominal Share Capital In Excess Of Rs. 1 Lakh	0	0	0	0	0	0	0	0.00
(c)	Qualified Foreign Investor	0	0	0	0	0	0	0	0.00
(d)	Any Other (Total)	0	0	0	0	0	0	0	0.00
	Sub-Total (B)(2)	0	0	0	0	0	0	0	0.00
	Total Public Shareholding (B) = (B)(1)+(B)(2)	0	0	0	0	0	0	0	0.00
	TOTAL (A)+(B)								
(C)	Shares held by Custodians and against which Depository Receipts have been issued	0	0	0	0	0	0	0	0.00
C1	Promoter and Promoter Group	0	0	0	0	0	0	0	0
C2	Public	0	0	0	0	0	0	0	0.00
	GRAND TOTAL (A)+(B)+(C)								