



MHRIL/SE/14-15/ 589
Date: 19th January, 2015

National Stock Exchange of India Limited
Exchange Plaza,
Plot no. C/1, G Block,
Bandra-Kurla Complex
Bandra (E)
Mumbai - 400 051.
Scrip : MHRIL

Department of Corporate Services
Bombay Stock Exchange Limited
Floor 25, PJ Towers,
Dalal Street,
Mumbai – 400 001.
Scrip Code : 533088

Sub: Shareholding Pattern for the Quarter ended 31st December, 2014
Ref: Clause 35 of the Listing Agreement

Please find enclosed Shareholding Pattern for the quarter ended 31st December, 2014 as per the provisions of Clause 35 of the Listing Agreement.

Kindly take on record the same.

Thanking you,

Yours faithfully
For Mahindra Holidays & Resorts India Limited

Dinesh Shetty
Head Legal & Company Secretary

Mahindra Holidays & Resorts India Limited

Corporate Office: Mahindra Towers, 1st floor, 'A' wing, Dr. G.M. Bhosle Marg, P.K. Kurne Chowk, Worli, Mumbai - 400 018

t: +91 22 3368 4722 f: +91 22 3368 4721

Registered Office: Mahindra Towers, 2nd floor, 17/18 Patullas Road, Chennai - 600 002. t: +91 44 3988 1000 f: +91 44 3027 7778

e: memberrelations@clubmahindra.com / w: www.clubmahindra.com / CIN: L55101TN1996PLC036595


(D)(a) Statement showing Shareholding Pattern

Name of the Company : Mahindra Holidays & Resorts India Limited
 Scrip Code, Name of the scrip, class of security : MHRIL / 533088, Equity
 As on Date : 31-Dec-2014


Partly paid-up shares	No. of partly paid-up shares	As a % of total no. of partly paid-up Shares	As a % of total no. of shares of the company	
Held by promoter/promoter group	0	0		0
Held by public	0	0		0
Total	0	0		0
Outstanding convertible securities	No. of outstanding securities	As a % of total no. of outstanding convertible securities	As a % of total no. of shares of the company, assuming full conversion of the convertible securities	
Held by promoter/promoter group	0	0		0
Held by public	0	0		0
Total	0	0		0
Warrants	No. of warrants	As a % of total no. of warrants	As a % of total no. of shares of the company, assuming full conversion of Warrants	
Held by promoter/promoter group	0	0		0
Held by public	0	0		0
Total	0	0		0
Total paid-up capital of the company, assuming full conversion of warrants and convertible securities	0			

(D)(a) Statement showing Shareholding Pattern

Sr. no.	Category of shareholder	Number of shareholders	Total number of shares	Number of shares held in dematerialized form	Total shareholding as a percentage of total number of shares			Shares Pledged or otherwise encumbered	
					As a percentage of (A+B) ¹ (VI)	As a percentage of (A+B+C) (VII)	Number of shares (VIII)	As a percentage (IX) = (VIII) / (IV) * 100	
(A)	Promoter and Promoter Group								
(1)	Indian								
(a)	Individuals/Hindu Undivided Family	0	0	0	0.00	0.00	0	0	0
(b)	Central Government/State Government(s)	0	0	0	0.00	0.00	0	0	0



(c)	Bodies Corporate	1	66585642	66585642	75.00	75.00	0	0	0
(d)	Financial Institutions/Banks	0	0	0	0.00	0.00	0	0	0
(e)	Any Other (Total)	0	0	0	0.00	0.00	0	0	0
	Sub-Total (A)(1)	1	66585642	66585642	75.00	75.00	0	0	0.00
(2)	Foreign								
(a)	Individuals (Non-Resident Individuals/Foreign Individuals)	0	0	0	0.00	0.00	0	0	0
(b)	Bodies Corporate	0	0	0	0.00	0.00	0	0	0
(c)	Institutions	0	0	0	0.00	0.00	0	0	0
(d)	Qualified Foreign Investor	0	0	0	0.00	0.00	0	0	0
(e)	Any Other (Total)	0	0	0	0.00	0.00	0	0	0.00
	Sub-Total (A)(2)	0	0	0	0.00	0.00	0	0	0.00
	Total Shareholding of Promoter and Promoter Group (A) = (A)(1)+(A)(2)	1	66585642	66585642	75.00	75.00	0	0	0.00
(B)	Public shareholding								
(1)	Institutions								
(a)	Mutual Funds/UTI	6	931493	931493	1.05	1.05	N.A.	N.A.	N.A.
(b)	Financial Institutions/Banks	3	99359	99359	0.11	0.11	N.A.	N.A.	N.A.
(c)	Central Government/State Government(s)	0	0	0	0.00	0.00	N.A.	N.A.	N.A.
(d)	Venture Capital Funds	0	0	0	0.00	0.00	N.A.	N.A.	N.A.
(e)	Insurance Companies	0	0	0	0.00	0.00	N.A.	N.A.	N.A.
(f)	Foreign Institutional Investors	14	8635526	8635526	9.73	9.73	N.A.	N.A.	N.A.
(g)	Foreign Venture Capital Investors	0	0	0	0.00	0.00	N.A.	N.A.	N.A.
(h)	Qualified Foreign Investor	0	0	0	0.00	0.00	N.A.	N.A.	N.A.
(i)	Any Other (Total)	0	0	0	0.00	0.00	N.A.	N.A.	N.A.
	Sub-Total (B)(1)	23	9666378	9666378	10.89	10.89	N.A.	N.A.	N.A.
(2)	Non-institutions								
(a)	Bodies Corporate	667	2988801	2988801	3.37	3.37	N.A.	N.A.	N.A.
(b)	Individuals - i. Individual Shareholders Holding Nominal Share Capital Up To >Rs. 1 Lakh.	21196	3691777	3677495	4.16	4.16	N.A.	N.A.	N.A.
	Individuals - ii. Individual Shareholders Holding Nominal Share Capital In Excess Of Rs. 1 Lakh	70	3744283	3744283	4.22	4.22	N.A.	N.A.	N.A.
(c)	Qualified Foreign Investor	0	0	0	0.00	0.00	N.A.	N.A.	N.A.




10

(d)	Any Other (Total)	1245	2103975	2103974	2.37	2.37	N.A.	N.A.
(d1)	Clearing Members	83	40092	40092	0.05	0.05	N.A.	N.A.
(d2)	Foreign Bodies	1	824565	824565	0.93	0.93	N.A.	N.A.
(d3)	HUF	808	311725	311724	0.35	0.35	N.A.	N.A.
(d4)	Non Resident Indians	348	167388	167388	0.19	0.19	N.A.	N.A.
(d5)	Trusts	5	760205	760205	0.86	0.86	N.A.	N.A.
	Sub-Total (B)(2)	23178	12528836	12514553	14.11	14.11	N.A.	N.A.
	Total Public Shareholding (B)= (B)(1)+(B)(2)	23201	22195214	22180931	25.00	25.00	N.A.	N.A.
	TOTAL (A)+(B)	23202	88780856	88766573	100.00	100.00	0	0.00
(C)	Shares held by Custodians and against which Depository Receipts have been issued	0	0	0	N.A.	N.A.	N.A.	N.A.
C1	Promoter and Promoter Group	0	0	0	N.A.	0	N.A.	N.A.
C2	Public	0	0	0	N.A.	0.00	N.A.	N.A.
	GRAND TOTAL (A)+(B)+(C)	23202	88780856	88766573	N.A.	100.00	0	0.00

(D)(b) Statement showing Shareholding of persons belonging to the category "Promoter and Promoter Group"

Sr. No.	Name of the shareholder (II)	PAN of the Shareholder (III)	Total Shares held		Shares pledged or otherwise encumbered			Details of warrants		Details of convertible securities			Total shares (including underlying shares assuming full conversion of warrants and convertible securities) as a % of diluted share capital (XIII)
			Number (IV)	as a % of grand total (A)+(B)+(C) (V)	Number (VI)	as a percentage (VII) = (VI) / (IV)*100 (VIII)	as a % of grand total (A)+(B)+(C) (V)	Number of warrants held (XI)	As a % total number of warrants of the same class (X)	Number of convertible securities held (XI)	As a % total number of convertible securities of the same class (XII)		
1	Mahindra & Mahindra Limited	AAACM3025E	66585642	75.00	0	0.00	0	0.00	0	0	0	0	0
	TOTAL		66585642	75.00	0	0.00	0	0.00	0	0	0	0	0.00



D(c) Statement showing Shareholding of persons belonging to the category "Public" and holding more than 1% of the total number of shares

Sr. No.	Name of the shareholder	PAN of the Shareholder	Number of shares	Shares as a percentage of total number of shares {i.e., Grand Total (A)+(B)+(C) indicated in Statement at para (D)(a) above}	Details of warrants		Details of convertible securities		Total shares (including underlying shares assuming full conversion of warrants and convertible securities) as a % of diluted
					Number of warrants held	As a % total number of warrants of the same class	Number of convertible securities held	% w.r.t total number of convertible securities of the same class	
1	GOVERNMENT PENSION FUND GLOBAL	AACCN1454E	3190000	3.59	0	0.00	0	0.00	0
2	BNP PARIBAS ARBITRAGE	AAQFB5324G	2660029	3.00	0	0.00	0	0.00	0
3	NYLIM JACOB BALLAS ASSET MANAGEMENT COMPANY III L.L.C A/C NYLIM JACOB BALLAS INDIA (FII) IILLC	AADCN1551F	1174676	1.32	0	0.00	0	0.00	0
4	MORGAN STANLEY MAURITIUS COMPANY LIMITED	AADCMS927G	1035271	1.17	0	0.00	0	0.00	0
5	SBI LIFE INSURANCE CO. LTD	AAFC2530P	941987	1.05	0	0.00	0	0.00	0
	TOTAL		9001963	10.14	0	0.00	0	0.00	0



Res

D(c) Statement showing Shareholding of persons belonging to the category "Public" and holding more than 5% of the total number of shares

Sr. No.	Name of the shareholder	PAN of the Shareholder	Number of shares	Shares as a percentage of total number of shares {i.e., Grand Total (A)+(B)+(C) indicated in para (D)(a) above}	Details of warrants		Details of convertible securities		Total shares (including underlying shares assuming full conversion of warrants and convertible securities) as a % of diluted
					Number of warrants held	As a % total number of warrants of the same class	Number of convertible securities held	% w.r.t total number of convertible securities of the same class	
	TOTAL		0	0.00	0	0.00	0	0.00	0.00

D(d) Statement showing details of locked-in shares


Sr. No.	Name of the shareholder	PAN of the Shareholder	Number of locked-in shares	Locked-in shares as a percentage of total number of shares {i.e., Grand Total (A)+(B)+(C) indicated in Statement at para (D)(a) above}
	TOTAL		0	0.00

D(e) Statement showing details of Depository Receipts (DRs)

Sr. No.	Type of outstanding DR (ADRs, GDRs, SDRs, etc.)	Number of outstanding DRs	Number of shares underlying outstanding DRs	Shares underlying outstanding DRs as a percentage of total number of shares {i.e., Grand Total (A)+(B)+(C) indicated in Statement at para (D)(a) above}
	TOTAL	0	0	0.00

D(f) Statement showing holding of Depository Receipts (DRs), where underlying shares held by 'promoter/promoter group' are in excess of 1% of the total number of shares

Sr. No.	Name of the DR Holder	Type of outstanding DR (ADRs, GDRs, SDRs, etc.)	Number of shares underlying outstanding DRs	Shares underlying outstanding DRs as a percentage of total number of shares {i.e., Grand Total (A)+(B)+(C) indicated in Statement at para (D)(a) above}
		TOTAL	0	0.00



(III) (a) Statement showing the voting pattern of shareholders, if more than one class of shares/securities is issued by the issuer.

Sr. no.	Category of shareholder (II)	Number of Voting Rights held in each class of securities			Total Voting Rights (III+IV+V) (VI)	Total Voting Rights i.e. (VI)	
		Class X (III)	Class Y (IV)	Class Z (V)		As a percentage of (A+B) (VII)	As a percentage of (A+B+C) (VIII)
(A)	Promoter and Promoter Group ²						
(1)	Indian						
(a)	Individuals/Hindu Undivided Family	0	0	0	0	0.00	0.00
(b)	Central Government/State Government(s)	0	0	0	0	0.00	0.00
(c)	Bodies Corporate	0	0	0	0	0.00	0.00
(d)	Financial Institutions/Banks	0	0	0	0	0.00	0.00
(e)	Any Other (Total)	0	0	0	0	0.00	0.00
	Sub-Total (A)(1)	0	0	0	0	0.00	0.00
(2)	Foreign						
(a)	Individuals (Non-Resident Individuals/Foreign Individuals)	0	0	0	0	0.00	0.00
(b)	Bodies Corporate	0	0	0	0	0.00	0.00
(c)	Institutions	0	0	0	0	0.00	0.00
(d)	Qualified Foreign Investor	0	0	0	0	0.00	0.00
(e)	Any Other (Total)	0	0	0	0	0.00	0.00
	Sub-Total (A)(2)	0	0	0	0	0.00	0.00
	Total Shareholding of Promoter and Promoter Group (A)= (A)(1)+(A)(2)	0	0	0	0	0.00	0.00
(B)	Public shareholding						
(1)	Institutions						
(a)	Mutual Funds/UTI	0	0	0	0	0.00	0.00
(b)	Financial Institutions/Banks	0	0	0	0	0.00	0.00
(c)	Central Government/State Government(s)	0	0	0	0	0.00	0.00
(d)	Venture Capital Funds	0	0	0	0	0.00	0.00
(e)	Insurance Companies	0	0	0	0	0.00	0.00
(f)	Foreign Institutional Investors	0	0	0	0	0.00	0.00
(g)	Foreign Venture Capital Investors	0	0	0	0	0.00	0.00
(h)	Qualified Foreign Investor	0	0	0	0	0.00	0.00
	Any Other (Total)	0	0	0	0	0.00	0.00
	Sub-Total (B)(1)	0	0	0	0	0.00	0.00

